



**Pilana**  
METAL

# Bi-Metal Band Saw Blades

*Made in Czech Republic  
since 1934*

# ABOUT US



**Over 80 years of experience in cutting tools production.** The manufacturing of cutting tools began in Hulin in the year of 1934. Its founder, Josef Studenik, named his company „The First Moravian Factory For Saws and Tools“. Since then, our company is participating in the development of the cutting tools for worldwide applications.

**The most up-to date production of bimetal bandsaw blades.** In line with global trends, in the year of 2012 PILANA METAL built a completely new plant producing bi-metal band saw blades for metal cutting. The production line is equipped with the best European technologies. Only the bimetal coils produced in Western Europe are used for the manufacturing of our tools.

**High and stable quality with quick delivery.** Our technology allows us to guarantee both high quality tools as well as very short delivery times to our customers. Our own welding service, which is a part of the production plant, produces more than 400 welded loops of band saw blades every day.

**We export to the whole world.** Our tools are used in many European countries. Our band saw blades supplied in coils are exported to more than 60 countries worldwide.

**Technical advice!** Try our new tools. Our team is ready to provide all our customers and dealers with full technical support and service. We firmly believe you will be fully satisfied.

















































































































































# EXPORT REGIONS WORLDWIDE

*Pitana*  
METAL


Export regions





# BAND CHOICE CHART

Material type	Dimension		UNIVERSAL	MASSIVE	ALUCUT	PROFILE	REGULAR	PLUS REGULAR	PLUSCUT	PROFI MASSIVE	GRINDCUT PROFI	TEMPEST
	[mm]	[inch]										
STRUCTURAL STEELS CASE HARDENING STEELS FREE MACHINING STEELS	< 70	< 2-3/4"	 			 	 					
	80 - 350	3-1/8" - 14"										
	> 350	> 14"										
UNALLOYED TOOL STEELS SPRING STEELS BALL BEARING STEELS	< 70	< 2-3/4"	 			 	 					
	80 - 350	3-1/8" - 14"										
	> 350	> 14"										
HIGH SPEED STEELS COLD-WORK STEELS	< 70	< 2-3/4"	 			 	 					
	80 - 350	3-1/8" - 14"										
	> 350	> 14"										
NITRIDING STEEL HEAT TREATABLE STEELS HOT-WORK STEELS	< 70	< 2-3/4"	 			 	 					
	80 - 350	3-1/8" - 14"										
	> 350	> 14"										
STAINLESS STEELS	< 70	< 2-3/4"	 									
	80 - 350	3-1/8" - 14"										
	> 350	> 14"										
HEAT RESISTANT STEELS HIGH TEMPERATURE STEELS	< 70	< 2-3/4"	 									
	80 - 350	3-1/8" - 14"										
	> 350	> 14"										
HIGH-STRENGTH STEEL TITANIUM AND TI ALLOYS NICKEL ALLOYS	< 70	< 2-3/4"	 									
	80 - 350	3-1/8" - 14"										
	> 350	> 14"										
CAST STEEL CAST IRON	< 70	< 2-3/4"	 									
	80 - 350	3-1/8" - 14"										
	> 350	> 14"										
ALUMINIUM COPPER	< 70	< 2-3/4"	 		 							
	80 - 350	3-1/8" - 14"										
	> 350	> 14"										
BRASS BRONZE RED BRASS	< 70	< 2-3/4"	 									
	80 - 350	3-1/8" - 14"		 	 							
	> 350	> 14"										
ALUMINIUM BRONZES ALUMINIUM ALLOYS HIGH SILICON CONTENT	< 70	< 2-3/4"	 									
	80 - 350	3-1/8" - 14"		 	 							
	> 350	> 14"										



 Excellent  
 Good



 Excellent  
 Good

## Solid material




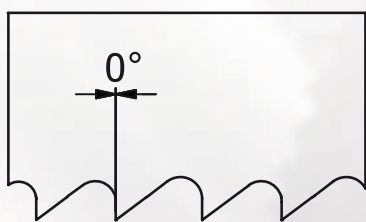
Constant tooth pitch			Variable tooth Pitch		
Material cross section [mm]		TPI	Material cross section [mm]		TPI
[mm]	[inch]		[mm]	[inch]	
380 - 700	> 16"	1,25	> 550	> 21"	0,75/1,25
200 - 400	8" - 16"	2	300 - 600	12" - 24"	1,4/2
120 - 200	4-3/4" - 8"	3	120 - 350	4-3/4" - 14"	2/3
80 - 120	3-1/8" - 4-3/4"	4	80 - 160	3-1/8" - 5-1/2"	3/4
50 - 80	2" - 3-1/8"	6	60 - 110	2-3/8" - 4-1/4"	4/6
30 - 50	1-1/4" - 2"	8	40 - 70	1-1/2" - 2-3/4"	5/8
20 - 30	3/4" - 1-1/4"	10	30 - 60	1-1/4" - 2-3/8"	6/10
10 - 20	3/8" - 3/4"	14	20 - 40	3/4" - 1-1/2"	8/12
< 10	< 3/8"	18	< 20	< 3/4"	10/14

Cutting recommendation  
for steel tubes and profiles

Wall thickness		Outer diameter [mm]									
[mm]	[mm]	20 (3/4")	40 (1-5/8")	60 (2-3/8")	80 (3-1/8")	100 (4")	120 (4-3/4")	150 (6")	200 (8")	300 (12")	500 (20")
2	3/32"	14	14	10/14	10/14	10/14	8/12	8/12	8/12	6/10	6/10
3	1/8"	14	10/14	10/14	10/14	8/12	8/12	8/12	6/10	6/10	5/8
4	5/32"	10/14	10/14	10/14	8/12	8/12	8/12	6/10	6/10	5/8	5/8
5	3/16"	10/14	10/14	8/12	8/12	8/12	6/10	6/10	5/8	5/8	4/6
6	1/4"	10/14	8/12	8/12	8/12	6/10	6/10	5/8	5/8	4/6	4/6
8	5/16"	10/14	8/12	6/10	6/10	5/8	5/8	5/8	4/6	4/6	4/6
10	3/8"		6/10	6/10	5/8	5/8	5/8	4/6	4/6	4/6	4/6
15	5/8"		6/10	5/8	5/8	5/8	4/6	4/6	4/6	4/6	4/6
20	3/4"			4/6	4/6	4/6	4/6	4/6	4/6	4/6	4/6
30	1-1/4"				4/6	4/6	4/6	4/6	3/4	3/4	3/4
50	2"						3/4	3/4	3/4	2/3	2/3
80	3-1/8"							3/4	2/3	2/3	2/3
100	4"								2/3	2/3	1,4/2

# BI-METAL BAND SAW BLADES

## M42 UNIVERSAL



### IDEAL BAND SAW BLADE FOR SMALL SOLID MATERIAL AND MEDIUM WALL-THICKNESS TUBES

#### Application:

- Profiles with thin or medium wall thickness
- Short-chipping material
- Single as well as bundle cutting
- Carbon and alloyed steels
- Non-ferrous metals

#### Characteristics:

- 0° rake angle
- Variable TPI
- M42 HSS teeth tips
- Hardness up to 68 HRC
- Excellent life time expectancy

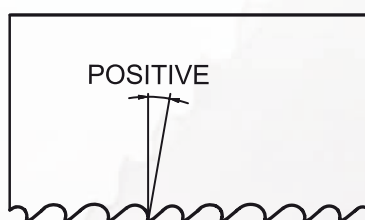
Dimensions		TPI - teeth per inch			
[mm]	[inch]	5/8	6/10	8/12	10/14
13 x 0,65	1/2 x .025	V-O	V-O	V-O	V-O
13 x 0,90	1/2 x .035	V-O	V-O	V-O	V-O
20 x 0,90	3/4 x .035	V-O	V-O	V-O	V-O
27 x 0,90	1 x .035	V-O	V-O	V-O	V-O
34 x 1,10	1 1/4 x .042	V-O	V-O	V-O	V-O
41 x 1,30	1 1/2 x .050	V-O	V-O		

V-O = variable teeth with 0° rake angle

The lifetime expectancy of band saw blade can be significantly increased by controlled break-in/running-in procedure. Please set the cutting speed to 80% and feed to 50% for first 20 minutes.



# M42 MASSIVE



**SPECIALLY DESIGNED FOR MEDIUM AND LARGE CROSS-SECTION CUTTING OF SOLID MATERIAL**

## Application:

- Excellent for solid rods and blocks cutting
- Single as well as bundle cutting
- Carbon steels
- Alloyed steels
- Non-ferrous metals

## Characteristics:

- Positive rake angle
- Variable TPI
- M42 HSS teeth tips
- Hardness up to 68 HRC
- Excellent life time expectancy

Dimensions		TPI - teeth per inch				
[mm]	[inch]	0,75/1,25	1,4/2	2/3	3/4	4/6
20 x 0,90	3/4 x .035					V-POS
27 x 0,90	1 x .035			V-POS	V-POS	V-POS
34 x 1,10	1 1/4 x .042		V-POS	V-POS	V-POS	V-POS
41 x 1,30	1 1/2 x .050		V-POS	V-POS	V-POS	V-POS
54 x 1,30	2 x .050		V-POS*	V-POS*	V-POS*	V-POS*
54 x 1,60	2 x .063	V-POS	V-POS	V-POS	V-POS	V-POS
67 x 1,60	2 5/8 x .063	V-POS	V-POS	V-POS	V-POS	

V-POS = variable teeth with positive rake angle

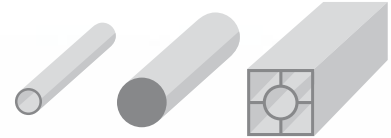
\* On request

\*\* On request with ground teeth geometry

The lifetime expectancy of band saw blade can be significantly increased by controlled break-in/running-in procedure. Please set the cutting speed to 80% and feed to 50% for first 20 minutes.

# BI-METAL BAND SAW BLADES

## M42 ALUCUT



### SPECIALLY DESIGNED FOR EASY ALUMINIUM CUTTING

#### Application:

- Aluminium and aluminium alloys
- Non-ferrous metals
- Solid material and profiles
- Material with residual stress and tendency to jamming

#### Characteristics:

- Positive rake angle
- Variable/constant TPI
- M42 HSS teeth tips
- Hardness up to 68 HRC
- Prevents jamming

Dimensions		TPI - teeth per inch					
[mm]	[inch]	2	3	4	6	2/3	3/4
13 x 0,65	1/2 x .025			POS	POS		
13 x 0,90	1/2 x .035		POS	POS	POS		
20 x 0,90	3/4 x .035		POS	POS*			
27 x 0,90	1 x .035	POS	POS	POS		V-POS	V-POS
34 x 1,10	1 1/4 x .042	POS	POS			V-POS	V-POS
41 x 1,30	1 1/2 x .050					V-POS	V-POS

POS = regular teeth with positive rake angle



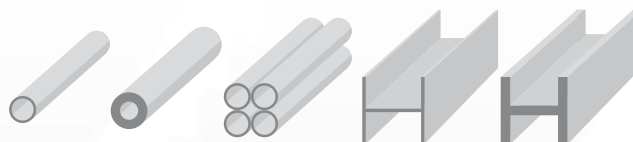
V-POS = variable teeth with positive rake angle

\* On request

The lifetime expectancy of band saw blade can be significantly increased by controlled break-in/running-in procedure. Please set the cutting speed to 80% and feed to 50% for first 20 minutes.



## M42 PROFILE



### BAND SAW BLADE FOR SMOOTH TUBES CUTTING

#### Application:

- Tubes, beams, profiles
- Single as well as bundle cutting
- Carbon steels
- Alloyed steels

#### Characteristics:

- Slightly positive rake angle
- Variable TPI
- M42 HSS teeth tips
- Hardness up to 68 HRC
- Excellent life time expectancy

Dimensions		TPI - teeth per inch				
[mm]	[inch]	2/3	3/4	4/6	5/7	8/11
20 x 0,90	3/4 x .035				V-POS	V-POS
27 x 0,90	1 x .035		V-POS	V-POS	V-POS	V-POS
34 x 1,10	1 1/4 x .042	V-POS	V-POS	V-POS	V-POS	V-POS
41 x 1,30	1 1/2 x .050	V-POS	V-POS	V-POS	V-POS	V-POS
54 x 1,60	2 x .063	V-POS	V-POS	V-POS*		
67 x 1,60	2 5/8 x .063	V-POS*	V-POS*			

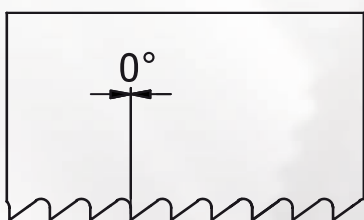
V-POS = variable teeth with positive rake angle

\* On request

The lifetime expectancy of band saw blade can be significantly increased by controlled break-in/running-in procedure. Please set the cutting speed to 80% and feed to 50% for first 20 minutes.

# BI-METAL BAND SAW BLADES

## M42 REGULAR



### BAND SAW BLADE FOR SMALL CROSS-SECTION SOLIDS AND TUBES

#### Application:

- Tubes, beams and profiles
- Single and bundle cutting
- Structural steels, unalloyed steels, carbon steels
- Non-ferous metals, HSS steels, spring steels

#### Characteristics:

- M42 HSS tooth tips
- 0° rake angle
- Regular teeth with constant TPI
- Hardness up to 68 HRC
- Suitable for manual feed


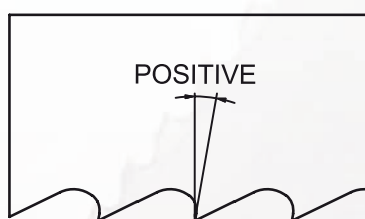
Dimensions		TPI - teeth per inch			
[mm]	[inch]	6	10	14	18
13 x 0,65	1/2 x .025		N	N	N
13 x 0,90	1/2 x .035		N*	N*	N*
20 x 0,90	3/4 x .035		N*	N	N
27 x 0,90	1 x .035	N	N	N	N

N = regular teeth with 0° rake angle

\* On request

The lifetime expectancy of band saw blade can be significantly increased by controlled break-in/running-in procedure. Please set the cutting speed to 80% and feed to 50% for first 20 minutes.

# M42 REGULAR PLUS



## BAND SAW BLADE FOR LARGE CROSS-SECTIONS

### Application:

- Large cross sections above 100 mm
- Carbon steels, non-ferrous metals
- Manual feed machines

### Characteristics:

- M42 HSS tooth tips
- Positive rake angle
- Regular teeth with constant TPI
- Hardness up to 68 HRC

Dimensions		TPI - teeth per inch			
[mm]	[inch]	2	3	4	6
13 x 0,90	1/2 x .035		POS	POS	POS
20 x 0,90	3/4 x .035		POS	POS	POS
27 x 0,90	1 x .035	POS	POS	POS	POS
34 x 1,10	1 1/4 x .042	POS*	POS*	POS*	

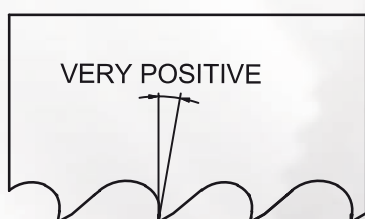
POS = regular teeth with positive rake angle

\* On request

The lifetime expectancy of band saw blade can be significantly increased by controlled break-in/running-in procedure. Please set the cutting speed to 80% and feed to 50% for first 20 minutes.

# BI-METAL BAND SAW BLADES

## M42 PLUSCUT



### BAND SAW BLADE WITH EXTRA POSITIVE RAKE ANGLE

#### Application:

- Large cross-sections solids
- Long-chipping materials
- Stainless and acid resistant steels
- Titanium alloys
- Special bronzes
- Nickel base alloys

#### Characteristics:

- Extra positive rake angle
- Variable TPI
- M42 HSS teeth tips
- Hardness up to 68 HRC



Dimensions		TPI - teeth per inch		
[mm]	[inch]	1,4/2	2/3	3/4
27 x 0,90	1 x .035		V-POS+	V-POS+
34 x 1,10	1 1/4 x .042		V-POS+	V-POS+
41 x 1,30	1 1/2 x .050		V-POS+	V-POS+
54 x 1,60	2 x .063	V-POS+	V-POS+	V-POS+

V-POS+ = variable teeth with a strongly positive rake angle

The lifetime expectancy of band saw blade can be significantly increased by controlled break-in/running-in procedure. Please set the cutting speed to 80% and feed to 50% for first 20 minutes.



# M51 MASSIVE PROFI



**SPECIALLY DESIGNED FOR CUTTING SOLID MATERIALS OF LARGE CROSS-SECTIONS**

## Application:

- Excellent for solid rods cutting
- Single as well as bundle cutting
- Stainless steels
- Highly Alloyed steels
- Titanium and nickel-based alloys

## Characteristics:

- Positive rake angle
- Variable TPI
- M51 HSS teeth tips
- Hardness up to 69 HRC
- Extra-long lifetime expectancy

Dimensions		TPI - teeth per inch			
[mm]	[inch]	1,4/2	2/3	3/4	4/6
27 x 0,90	1 x .035		V-POS	V-POS	V-POS
34 x 1,10	1 1/4 x .042		V-POS	V-POS	V-POS
41 x 1,30	1 1/2 x .050	V-POS	V-POS	V-POS	V-POS
54 x 1,60	2 x .063	V-POS	V-POS	V-POS	
67 x 1,60	2 5/8 x .063	V-POS*	V-POS*		

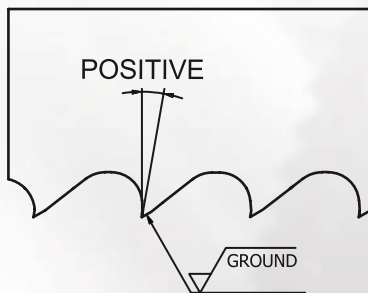
V-POS = variable teeth with positive rake angle

\* On request

The lifetime expectancy of band saw blade can be significantly increased by controlled break-in/running-in procedure. Please set the cutting speed to 80% and feed to 50% for first 20 minutes.

# BI-METAL BAND SAW BLADES

## M51 GRINDCUT PROFI\*\*



### GROUND-TEETH PROFILE FOR THE BEST CUTTING RESULTS

#### Application:

- Excellent for solid rods cutting
- Single as well as bundle cutting
- Stainless steels
- Highly Alloyed steels
- Titanium and nickel-based alloys

#### Characteristics:

- Positive rake angle
- Variable TPI
- M51 HSS teeth tips
- Hardness up to 69 HRC
- Extra-long lifetime expectancy
- Ground teeth

Dimensions		TPI - teeth per inch			
[mm]	[inch]	0,75/1,25	1,4/2	2/3	3/4
27 x 0,90	1 x .035			V-POS	V-POS
34 x 1,10	1 1/4 x .042			V-POS	V-POS
41 x 1,30	1 1/2 x .050		V-POS	V-POS	V-POS
54 x 1,60	2 x .063		V-POS	V-POS	V-POS
67 x 1,60	2 5/8 x .063	V-POS*	V-POS*	V-POS*	


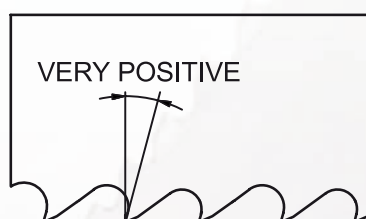
V-POS = variable tooth pitch with positive rake angle

\* On request

\*\* Optional TiN coating on request

The lifetime expectancy of band saw blade can be significantly increased by controlled break-in/running-in procedure. Please set the cutting speed to 80% and feed to 50% for first 20 minutes.

# M51 TEMPEST



## PREMIUM BAND SAW BLADE FOR SUPER-ALLOYS CUTTING

### Application:

- Excellent for solid rods cutting
- Stainless steels
- Highly Alloyed steels
- Titanium and nickel-based alloys
- Special bronzes

### Characteristics:

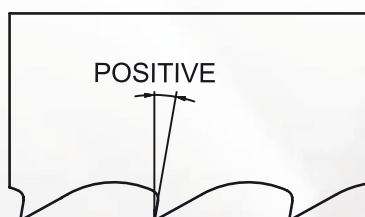
- Extra positive rake angle
- Variable TPI
- M51 HSS teeth tips
- Hardness up to 69 HRC
- Extra-long lifetime expectancy

Dimensions		TPI - teeth per inch		
[mm]	[inch]	0,75/1,25	1/1,3	1,4/2
41 x 1,30	1 1/2 x .050			V-POS+
54 x 1,60	2 x .063		V-POS+	V-POS+
67 x 1,60	2 5/8 x .063	V-POS+	V-POS+	V-POS+

V-POS+ = variable teeth with a strongly positive rake angle

The lifetime expectancy of band saw blade can be significantly increased by controlled break-in/running-in procedure. Please set the cutting speed to 80% and feed to 50% for first 20 minutes.

## WOODCUT



### BIMETAL BAND SAW BLADE FOR WOOD CUTTING

#### Application:

- Cutting of hard, exotic or frozen wood

Dimensions		TPI - teeth per inch	
[mm]	[inch]	1,14	2
34 x 0,90	1 1/4 x .035	W	W
34 x 1,10	1 1/4 x .042	W	
41 x 1,10	1 1/2 x .050	W	
54 x 1,10	2 x .050	W	

W = 10° rake angle, 30° clearance angle

#### Characteristics:

- Tooth tips made from High Speed Steel (HSS)
- Band body is made from flexible steel
- Unique cutting performance and long life time expectancy



[www.pilanametal.com](http://www.pilanametal.com)

#### Contacts:

PILANA Metal s.r.o.  
Nádražní 804,  
768 24 Hulín,  
Czech Republic

+420 573 328 362  
metal@pilana.cz



EUROPEAN UNION  
European Regional Development Fund  
Operational Programme Enterprise  
and Innovations for Competitiveness